

# Swift Current by Raven Eye Custom

Performance Reel Handle for Lamson Liquid, Remix and Guru\*

## INSTALLATION INSTRUCTIONS



\* not compatible with the "Guru Series II" models


### READ ALL STEPS PRIOR TO INSTALLATION

**MAKE SURE YOU HAVE THE PROPER TOOLS BEFORE ATTEMPTING INSTALLATION!**

*As the end user and installer of this product, you must accept full responsibility for correct installation of this product and the resulting condition of your reel. If you are unwilling to accept this, return the product to the address listed below for a full refund. Replacing the reel handle will not void the reel warranty, however damage due to incorrect installation may. Follow all steps carefully.*

### COMPATIBILITY GUIDE

Waterworks-Lamson: Liquid, Remix and Guru\*: All sizes  
 Not compatible with the "Guru Series II", or other Lamson models.




Reel handle must have a hex recess for proper installation.

### INSTALLATION PROCEDURE IDENTICAL FOR ALL REEL TYPES

**Parts required:** Swift Current Performance Handle, 9/64" hex wrench. Blue Loctite optional.

**Step 1** Insert the hex wrench into the reel handle screw (A) as far as it will go. Holding the reel firmly, and keeping the hex wrench at 90 degrees to the handle, turn counter clockwise until it loosens. Don't fully unscrew.




**NOTE** There is a small washer (B) between the reel handle screw and the reel. **DO NOT LOSE THIS!**

**Step 2** Finish taking off the factory handle.



**Step 3** Test fit BEFORE adding Loctite (Optional). Slide on the performance handle (C). Follow steps 2 and 1 in reverse. Only tighten until snug. **DO NOT OVERTIGHTEN THE SCREW.** Doing so risks damaging your reel, and is unnecessary.



**NOTE** Break in the handle by reeling. After a dozen or so rotations, if it is still tight, loosen the handle screw by 1/8" turn or add a small amount of bearing grease to the handle screw. Only after fit has been confirmed should Loctite be added (optional). **DO NOT OVERTIGHTEN THE SCREW,** it is unnecessary, and damage may occur.

**QUESTIONS? Email us!**



# Swift Current

www.RavenEyeCustom.com/Swiftcurrent  
 5885 Allison St #2215 ARVADA COLORADO 80002

RavenEyeCustom@gmail.com

Copyright 2018  
 Revised October 19, 2018

